

Panelist

- Betheny Gross
- Elizabeth Cooley-Nelson
- Shannon Murtagh

The Center on Reinventing Public Education

Guest Participants

- Marianne LeDonne
- Marsha Hughes

Beaver Valley Regional Choice Initiative




VOLUNTARY PUBLIC SCHOOL CHOICE

Webinar 2

Assessing Choice in Your District with Data

April 26, 2012





Why Assess Choice?



Check-in on Your Goals:

- Do you offer the desired number of options to families?
- Do the desired number of families take advantage of choices?
- Are choices equitably distributed?
- Are students better off with choices?

Pinpoint Future Directions:

- Do you need to focus on creating more options or making existing options more accessible?
- Do you need to bolster information system-wide or with targeted communities?
- Do existing programs need improvement support?



Today's Webinar Will Discuss...



- 1. Framework of choice measures.**
- 2. Example from Beaver Valley Regional Choice Initiative.**
- 3. Questions from you!**

Host and Panelist will be taking your questions throughout the duration of the webinar in the chat window on your screen.



A Framework for Data on Choice



The Five Aspects of Choice

1. Scope

2. Participation

3. Efficiency

4. Equity

5. Value



Scope of Choice



How Many Options Are Available to Families?

Think in Terms of Schools

- *% of the district or region's schools that are not zoned to a neighborhood or routinely enroll students from outside the neighborhood zone (i.e. choice schools)*

Think in Terms of Seats

- *% of the district or region's total seats in choice schools*

Think About the Quality of Options

- *% of high-performing seats in choice schools*



Participation in Choice



How Many Students Are Accessing Choices?

Think About Students Who Make Choices

- *% of students enrolling in schools outside their zoned neighborhood*

Find Ways To Capture Sustaining Choices

- *% of students opting into schools outside of their neighborhood zone schools who also re-enroll in their choice school*

Find Ways To Capture Excess Demand

- *Number of students wait-listed for their preferred school*



Efficiency of Choice



How Well Can Families Navigate the Enrollment System and How Well Does it Match Their Preferences?

Consider How Well the Enrollment System is Utilized

- *% of students that enroll in schools through the main enrollment system and on the main timeline*
- *Number of students enrolling after school-assignments have been made*

Consider How Often Students Receive Their Top Choices

- *% of students seeking a school outside their neighborhood-zoned school get their first school choice*
- *% of students seeking a school outside their neighborhood-zoned school get their first or second school choice*



Equity of Choice



How Well Are Students of All Types Served By Choice Schools and Programs?

Think in Terms of Seeking Choice

- % of Special Education students seeking enrollment in choice schools or programs

Think in Terms of Enrollment

- % of Special Education students enrolling in choice schools or programs

Consider All Relevant Sub-Groups

- Low-income
- English language learners
- Students in currently low-performing schools



Value of Choice



Are Students Better Off with Their Choices?

Think About Individual Students

- *Average difference in annual test-score gains before and after moving to a choice school*

Compare Across Schools When Possible

(e.g. lottery or waitlist situations)

- *Average difference in annual test score gains between students “winning” a lottery for a school and students who did not “win” the lottery*



Make Your Own Choice Snapshot



Make the Snapshot Your Own By Emphasizing the...

- Elements that are most meaningful in your context and
 - Adapting measures for your context
- What Are Your Goals For Your Choice Program?
- What Outcomes Matter Most to Your District/Region?



Expanding Curriculum Choices for RCI/BVIU students



A network of 15 districts offer any open seat in any class to any student within the network of districts. Students are also eligible to transfer full-time to another school in the network.

Goals for the program:

- Expanding curriculum choices in small districts
- Provide students in the region's low performing high schools access to higher performing schools and curriculum



Expanding Curriculum Choices for RCI/BVIU students



A network of 15 districts offer any open seat in any class to any student within the network of districts. Students are also eligible to transfer full-time to another school in the network.

Goals for the program:

- Expanding curriculum choices in small districts
- Provide students in the region's low performing high schools access to higher performing schools and curriculum

Outcomes that matter most:

- **Scope** - Providing large numbers of curriculum options to students
- **Participation** - Broad participation across the network in choice
- **Equity** - Participation of students in region's higher needs districts



Assessing Scope in RCI/BVIU



The Scope of Curriculum Choices in RCI/BVIU

- Number of courses made available to students across the network?
- Number of subject areas represented?
 - **All open seats in all schools and in all subject areas now available!**

Might also consider:

- Number of open seats available → Gives a finer sense of the scale of available choice
- Number/percent of courses made available on-line to students in the network → Gives a sense of what's available if transportation is a challenge



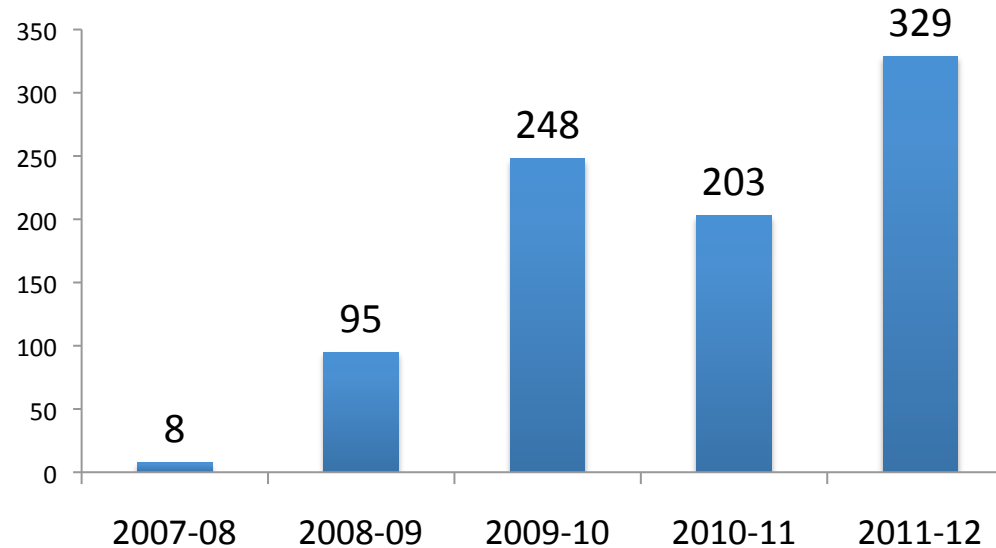
Assessing Scope in RCI/BVIU



Participation in available choices in RCI/BVIU

- What is the number of students taking at least one class off campus?

Number of students taking at least one class off campus



Strong positive trends but only 3% of eligible students are participating



Assessing Scope in RCI/BVIU



Participation in available choices in RCI/BVIU

- **Percent of participating students across districts**
 - 3 districts account for almost half of the choices (47 percent):
Western Beaver, New Brighton and Central Valley



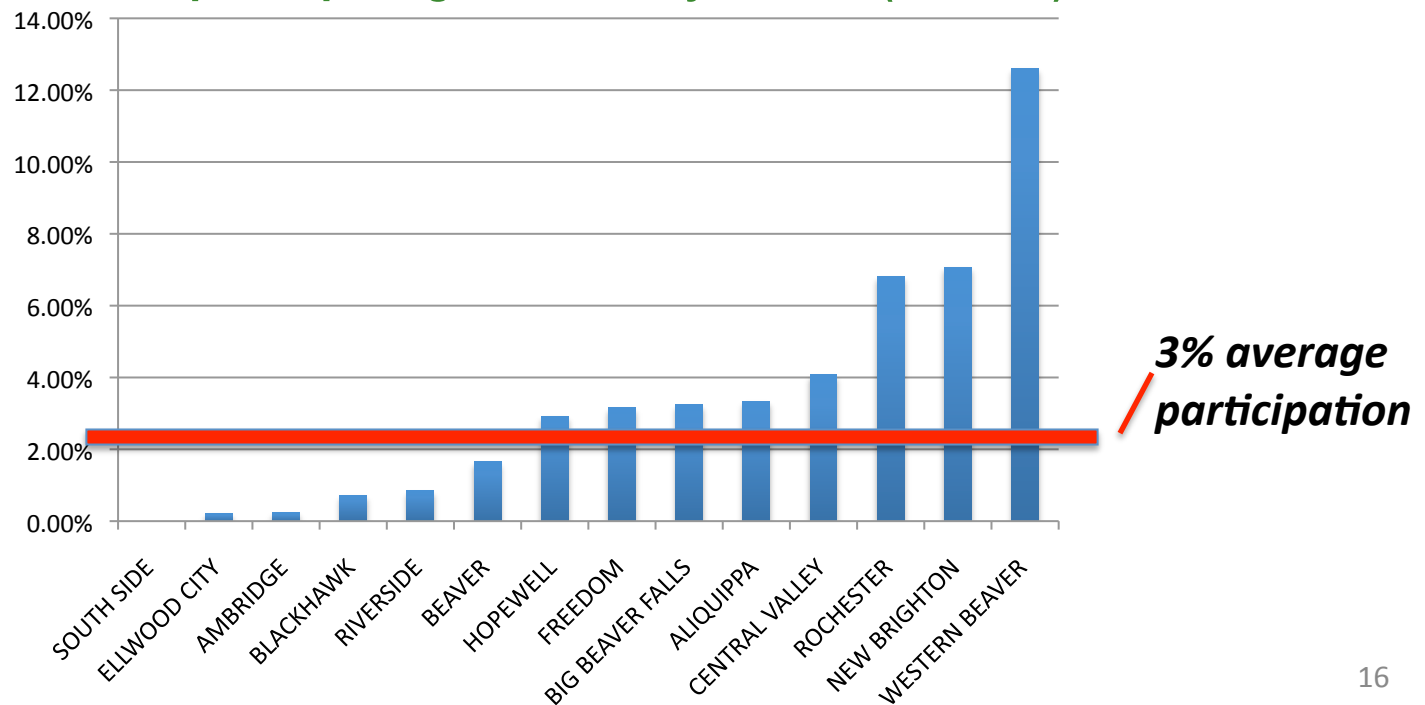
Assessing Scope in RCI/BVIU



Participation in available choices in RCI/BVIU

- **Percent of participating students across districts**
 - 3 districts account for almost half (47 percent) of the choices: Western Beaver, New Brighton and Central Valley

- **Percent of participating students by district (2011-12)**



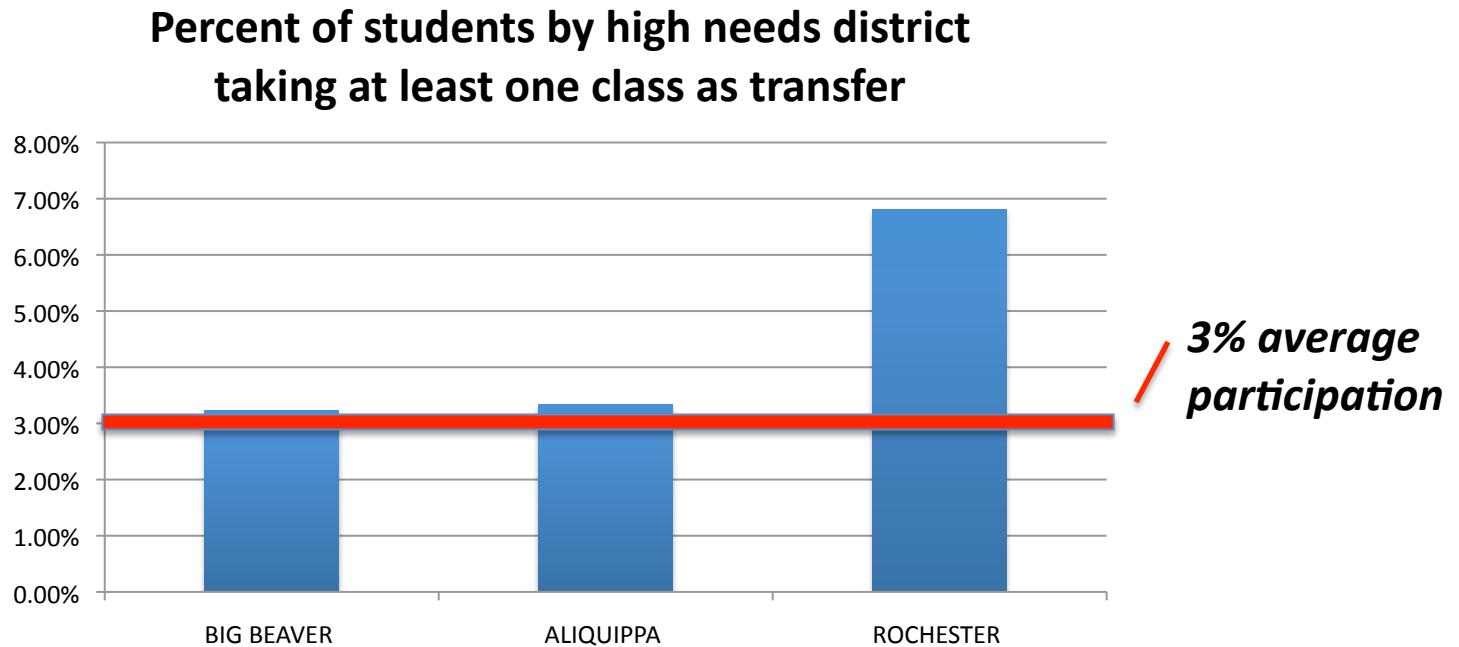


Assessing Scope in RCI/BVIU



Equity of participation in choices in RCI/BVIU

- Percent of participating students in high needs districts





Using the Data in RCI/BVIU



PINPOINT FUTURE DIRECTIONS

- **Scope** – Already have a large amount of choice available. You may consider how to ease access to these choices.
- **Participation** – Wide range of participation by school. You may consider collecting additional data to identify the school-by-school barriers (e.g. schedules, transportation, marketing).
- **Equity** – Highest need districts are average participants. You may consider how to use online course expansion to target students in the three high need districts.



Join the Conversation!



Q & A

- ① Click on chat box icon in the bottom right corner of your screen
- ② Choose “All Panelists”
- ③ Type in your questions and hit send